



C33: Component App Carousel

R3 Component Wireframes

C33 Carousel_ Apps

Version .09

August 7, 2014

Information Architecture Team (IS&D)
Number of Pages: 9

Wireframes clarify user interaction. Content, spacing, images, colors, and graphical details are specified in separate documentation.

1	Cover
2	Table of Contents
3	C33 Carousel Examples
4	C33 Carousel_Apps Component_Add to Cart
5	C33 Carousel Apps Component from page 4
6	C33 Carousel Error Messaging
7	C33 Carousel Apps Image placement detail
8	Revision History
9	Page-9



Project	C33: Component App Carousel
File Name	R3_WF_Component_C33_Carousel_Apps_v0.08.vsd
Page Name	Table of Contents

Notes Legend
F = Functionality Description
C = Content Needed

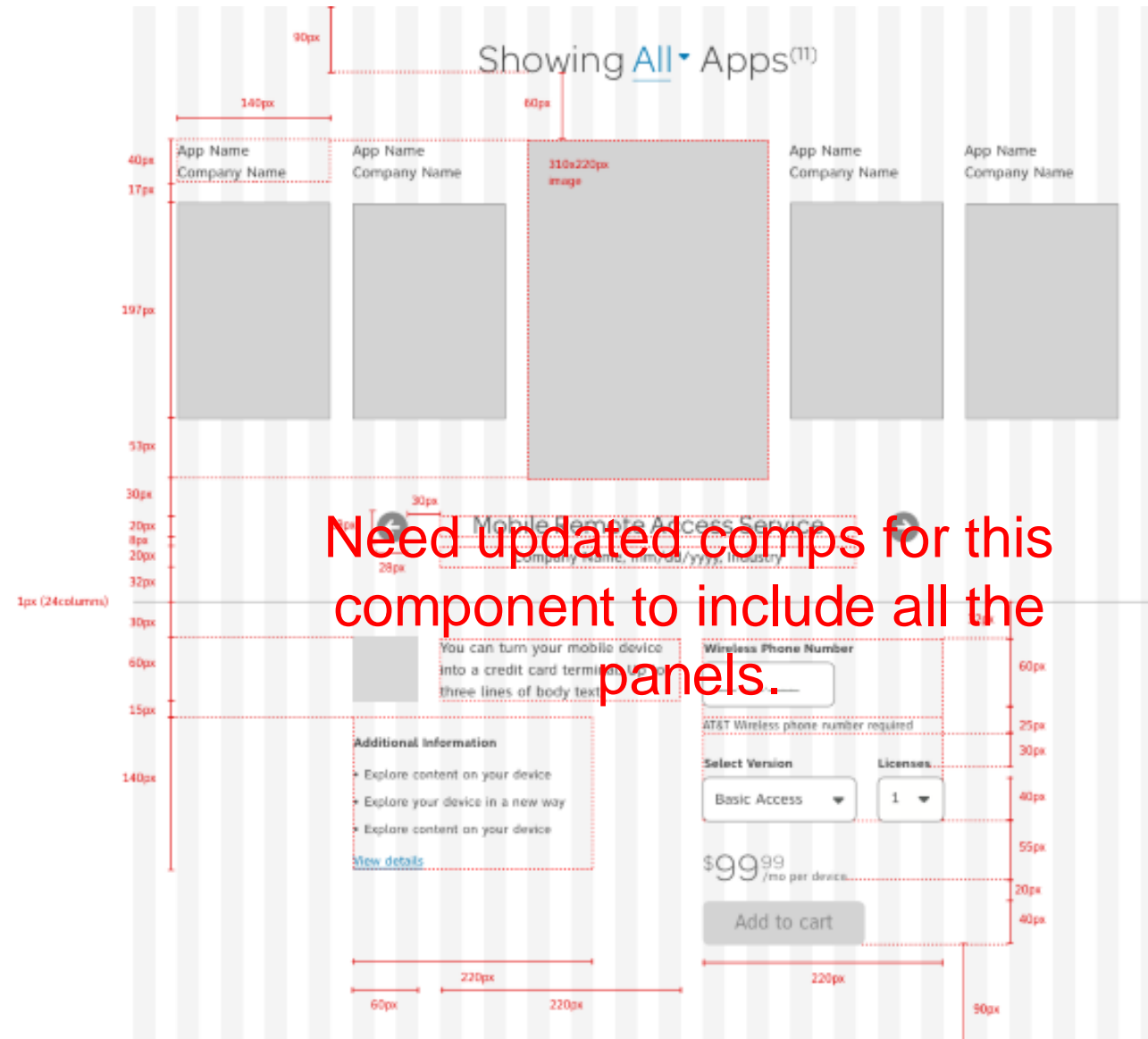
C33_Carousel/apps

Status: **DRAFT**

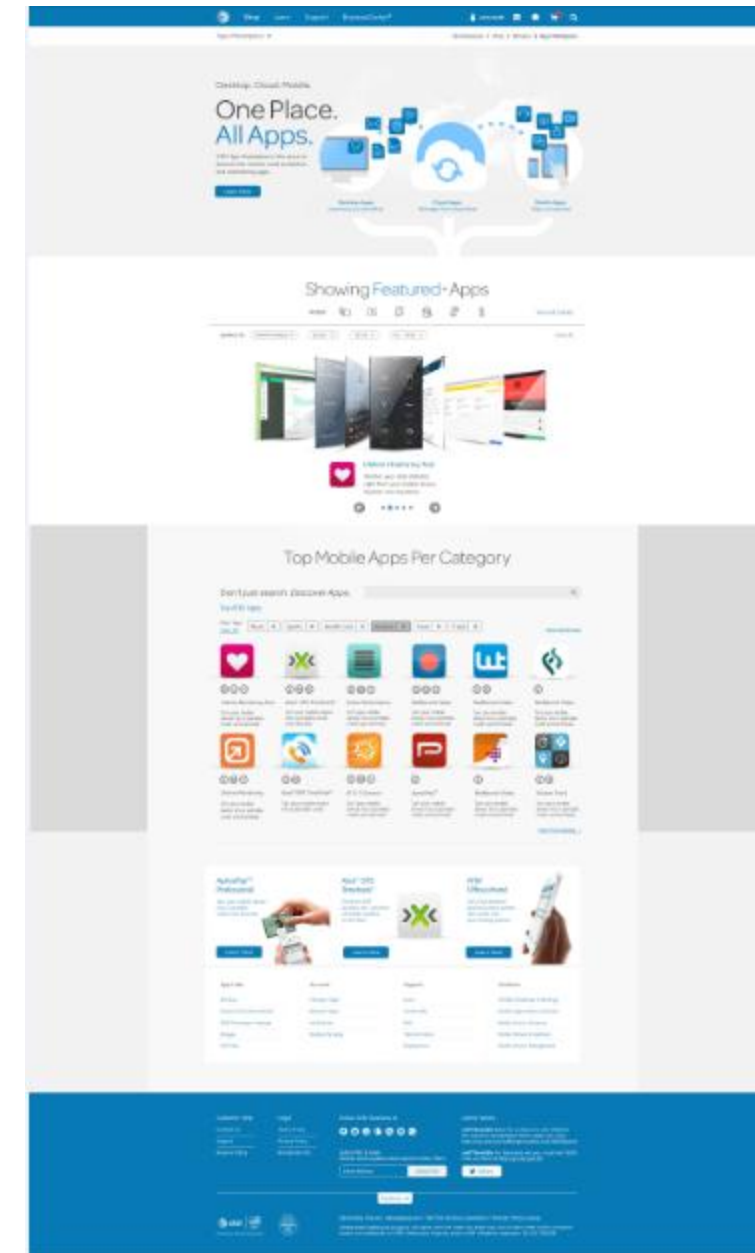
C33 Carousel Examples

C33: Component App Carousel

C33_Carousel/apps_Default (S1) Example




Need updated comps for this component to include all the panels.



C1 Applications

[Show full catalog](#)

F3 Showing **All** Apps (12)



C33 Carousel_Apps Component_Add to Cart

C33: Component App Carousel

BR

F1 Page Title/ Flag

Configurations (component level): Copy.
Configurations (product level): display copy, on or off.
 3-30 products can be configured to display per dropdown value (F2).

F2 Products

Configurations (product level): 3-30 products, default, display required.
 3-30 products can be configured to display per dropdown value (F3).
 A default product can be selected for each dropdown value. That default product will display by default in the main position (F7).
 If 3 products are configured to display, by default display one product on each side of the product in the main position.
 If 4 products are configured to display, by default display two products to the left of the product in the main position and one product to the right.
 If 5 or more products are configured to display, by default display two products on each side of the product in the main position.
 If only 1 product, do not show arrows.

If a product is clicked and not in the main position, rotate that product to the main product in position (F7).
Each product image requires alt text.

F3 Filter Apps selector

Configurations (component level): Copy.
Configurations (product level): 2-5 values, default value, display on or off.
 For launch, use 3 values: What's New, Highest Rated and Most Popular.
 Each dropdown value when clicked can display 3-30 Apps.
 On click of selected value or chevron icon, display all dropdown values.
 The selected value has a checkmark.
 On hover of a value, change the visual treatment.
 When a value is selected, display that value as selected and display a different set of products with fade in animation.
Display Total quantity apps available based on filtered results.

F4

Catalog link
Configurations (product level): Copy, link destination, display on or off.
 On click, display page (page URL is configured at the page level).
 When elements in F1, F4 are hidden, shift everything below up to fill empty space.

F5

Product name
Not configurable.
 Pull in from product.

F6

Product name, Company Name, Date of Release (set)
Not configurable.
 Pull info from product.
 Display product 'set' copy for product in the main position.
Product Name, On click, goes to product details page for product in main position.

F7

Main position for Images with alt text
Configurations (product level): Image file, copy, display required.
 On click of arrows, F8, slide product into main position (F7) with slide animation. If product is to the left of the main position, slide to the right into main position. If product is to the right of the main position, slide to the left into main position.

Main position
Not configurable.
 Display image with alt text of the product in the main position.
 Display information for product in the main position below (F7).
On click, go to the product detail page for relevant product.

F8

Arrows
Not configurable.
 On click of left arrow slides carousel one position to the right with slide animation.
 On click of right arrow slides carousel one position to the left with slide animation.
 Hide left arrow when there are no more products to display on the right side.
 Hide right arrow when there are no more products to display on the left side.
 Arrows are in fixed position and will move only when product name is past a certain character count. Exact specification for this is in the design spec.

F14

Product name, Company Name, Date of Release (set)
Not configurable.
 Pull info from product.
 Display product 'set' copy for product in the main position.
Product Name, On click, goes to product details page for product in main position.

F11

Compatibility Information header
Configurations (component level): copy.
Configurations (product level): required. Configure copy text.
 Detail section header.

F12

Additional Information Details
Configurations (component level): copy.
Configurations (product level): required text copy.
 Editable copy for info about highlight of main features and requirements.
 Include up to three bullets of details.

F14

Product Logo/ Icon
Configurations (component level): not configurable.
 Pull in from product.
 Icon is an image file with required alt text.

C11a F11 Compatibility

- C11b** Desktop, Tablet, Smartphone
- iOS, android, WinOS, Windows 8

C12 F12 Additional Information

- C12a F12a** Nice to know things that make me wanna buy a lot
- More nice to know things that make me wanna buy a lot

F15b C15b [See all options for this app....](#)

C14 F14



Sed ut perspiciatis unde omnis iste natus Sit aspernatur aut odit aut fugit, sed quia consequuntur.

F14b C14b

Get Started using AT&T Business Messaging **C20 F20a**

F21 Wireless Phone Number (required) **C21a**

AT&T wireless phone number required **C21c**

F22 Select Version **C22a** Quantity Licenses **C23a F23**

C22b Basic Access **C23b**

\$3.00 /mo. per device **F24 C24**

Add to Cart **F25 C25**

Multiple Version (Carrier Agnostic) Non-AT&T Add to Cart CTA panel- configuration based on the product

Single version Add to Cart CTA panel- configuration based on the product

Call to order CTA panel- configuration based on the product

F50-55 Call to order CTA panel

- Learn more Call to Action button.
Configurations (component level): Copy.
- Configurations (product level): configurable.

Call to order text

- Configurations (component level): Copy.
- Configurations (product level): display copy, on or off.
- Instructional text/copy on how the user may order.

Lead form link/ Contact us

- Configurations (page level): Copy, link destination, display.
- On click, display page (page URL is configured at the product level).
- Page opens in a domain outside of SBO. Display page in a new window/tab.

F60-63 Call to order CTA panel

- Download Trail Call to Action button.
Configurations (component level): Copy.
- Configurations (product level): configurable.

Call to order text

- Configurations (component level): Copy.
- Configurations (product level): display copy, on or off.
- Instructional text/copy on how the user may order.

Free Download CTA panel- configuration based on the product

C33 Carousel Apps Component from page 4

C33: Component App Carousel

BR

F15 List of product versions/options.

- Configurations (component level): Copy
- Configurations (product level): Display on or off.
- Pull info from Teamsite.
- See page 6 for detailed functionality. REMOVED Functionality-8-5

(Carrier Specific) AT&T Add to Cart CTA panel- configuration

F20 Purchase header copy

- Configurations (component level): Copy
- Configurations (product level): Display on or off.

F21 Text input wireless phone number. 10 Numbers only; no symbols.

- Configurations (component level): non configurable.
Configurations (product level): non-configurable.
- Display copy for "AT&T wireless account required" message.
 - Display sample in-field value. Display validation error underneath when appropriate.

F22 Dropdown for version.

- Configurations (component level): copy.
Configurations (product level): display on or off.

F23 Dropdown for quantity.

- Configurations (component level): copy.
Configurations (product level): display on or off.

F24 Price

- 1 to 20.
Price
- Configurations (product level): Copy, display required.
 - Pull in from product.
 - Display "/mo." treatment only when product version type is selected.

F25 Add to Cart button

- Configurations (product level): Copy, display required.
- On click of Add to Cart button, add product cart with for the selected option..
- For product that does not require a rate plan (accessory-only), on click of Add to Cart button, add product to cart with selected options.
- Once add to cart operation is complete, display cart flyout with fade in animation.

Button animation (smart button)

- Not configurable.
- Display this button animation according to rules defined for the Add to Cart Button.

F30-35

(Carrier Agnostic) Non-AT&T Add to Cart CTA panel- configuration

Purchase header copy

- Configurations (component level): Copy
- Configurations (product level): Display on or off.

Text input wireless phone number. 10 Numbers only; no symbols.

- Configurations (component level): non configurable.
Configurations (product level): non-configurable.
- Display copy for "AT&T wireless account required" message.
 - Display validation error underneath when appropriate.

Dropdown for version.

- Configurations (component level): copy.
Configurations (product level): display on or off.

Dropdown for quantity.

- Configurations (component level): copy.
Configurations (product level): display on or off. 1 to 20 items allowed.

Price

- Configurations (component level): Copy, display required.
- Pull in from product.
- Display "/mo." treatment only when product version type is selected.

Add to Cart button

- Configurations (component level): Copy, display required.
- On click of Add to Cart button, add product cart with for the selected option..
- For product that does not require a rate plan (accessory-only), on click of Add to Cart button, add product to cart with selected options.
- Once add to cart operation is complete, display cart flyout with fade in animation.

F40-45

Single version Add to Cart CTA

Purchase header copy

- Configurations (component level): Copy
- Configurations (product level): Display on or off.

Text input wireless phone number. 10 Numbers only; no symbols.

- Configurations (component level): non configurable.
Configurations (product level): non-configurable.
- Display copy for "AT&T wireless account required" message.
 - Display validation error underneath when appropriate.

Dropdown for quantity.

- Configurations (component level): copy.
Configurations (product level): display on or off. 1 to 20 items allowed.

Price

- Configurations (component level): Copy, display required.
- Pull in from product.
- Display "/mo." treatment only when product version type is selected.

Add to Cart button

- Configurations (product level): Copy, display required.
- On click of Add to Cart button, add product cart with for the selected option..
- For product that does not require a rate plan (accessory-only), on click of Add to Cart button, add product to cart with selected options.
- Once add to cart operation is complete, display cart flyout with fade in animation.


C33_Carousel/Apps_Default (S1) WF documentation continued

Error messaging for phone number entry.

Get Started using AT&T Business Messaging

Wireless Phone Number

AT&T wireless account required

F70 **C70**  Enter a 10 digit phone number with no dashes or symbols.

Select Version

Quantity Licenses

\$3.00 /mo. per device

Add to Cart

C33 Carousel Error Messaging

C33: Component App Carousel

BR

Error messaging


F70 If user enters a non valid phone number format and clicks 'Add to Cart', display error messaging.

F71 If user enters a non valid phone number format and clicks 'Add to Cart', display error messaging.


F72 If user enters a non valid email format and clicks 'Add to Cart', display error messaging.

One product until end of carousel[What's New](#) ▾


[App Name], [Company Name], mm/dd/yyyy, Industry



[App Name], [Company Name], mm/dd/yyyy, Industry



[App Name], [Company Name], mm/dd/yyyy, Industry



F1



[App Name],

[Company Name], [mm/dd/yyyy], [Industr1], [Industr2]



Additional Information



5 Of 11

Sed ut perspiciatis unde omnis iste natus

- Error sit voluptatem accusantium doloremque
- Laudantium, nam aperiam, eaque ipsa quae ab illo inventore veritatis et quasi

Sit aspernatur aut odit aut fugit, sed quia consequuntur

AT&T Business MessagingSM - Basic Access [Read details](#)

AT&T Business MessagingSM - Unlimited Access [Read details](#)

Get Started using AT&T Business Messaging

Wireless Phone Number (required)

AT&T wireless phone number required

Select Version

Quantity Licenses

Basic Access ▾

1 ▾

\$3.00 /mo. per device

Add to Cart

C33 Carousel Apps Image placement detail

C33: Component App Carousel

BR

Version options


- Configurations (component level): Copy.
- Configurations (page level): Display on or off.

F1 View with one product until end of carousel.



F2 View of end of carousel.

End of carousel[What's New](#) ▾

[App Name], [Company Name], mm/dd/yyyy, Industry



[App Name], [Company Name], mm/dd/yyyy, Industry



F2



[App Name],

[Company Name], [mm/dd/yyyy], [Industr1], [Industr2]

Additional Information



5 Of 11

Sed ut perspiciatis unde omnis iste natus

- Error sit voluptatem accusantium doloremque
- Laudantium, nam aperiam, eaque ipsa quae ab illo inventore veritatis et quasi

Sit aspernatur aut odit aut fugit, sed quia consequuntur

AT&T Business MessagingSM - Basic Access [Read details](#)

AT&T Business MessagingSM - Unlimited Access [Read details](#)

Get Started using AT&T Business Messaging

Wireless Phone Number (required)

AT&T wireless phone number required

Select Version

Quantity Licenses

Basic Access ▾

1 ▾

\$3.00 /mo. per device

Add to Cart

C7_Transaction/Single_QuickView (S4) WF *used as Quick View within catalog, integrations required

F28 x

F24

Lorem Ipsum Dolor

F25 ★★★★★

F26

- Lorem ipsum dolor sit amet, consectetur adipiscing elit. Pellentesque sed cursus.
- Lorem ipsum dolor sit amet, consectetur adipiscing elit. Pellentesque sed cursus
- Lorem ipsum dolor sit amet, consectetur adipiscing elit. Pellentesque sed cursus

F27 [View details](#)

C21

Get Started using AT&T Business Messaging

AT&T Wireless Phone Number

[AT&T wireless account required](#)

Select Version Quantity Licenses

Basic Access ▾

1 ▾

\$3.00 /mo. per device x 8 devices

\$24.00 /mo.

Add to Cart